



**INSTRUCTIONS D'ASSEMBLAGE**  
**ASSEMBLY INSTRUCTIONS**

---

**M**ONARCH  
SPECIALTIES INC.

# I 1076

---

**CHAISE -**  
**2PCS / 39"H / SIMILI-CUIR NOIR / CHROME**

**DINING CHAIR -**  
**2PCS / 39"H / BLACK LEATHER-LOOK / CHROME**


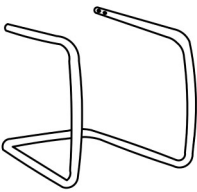
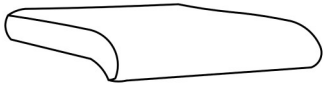


**POUR DE L'ASSISTANCE OU POUR COMMANDER  
DES PIÈCES CONTACTEZ NOTRE DÉPARTEMENT  
DE SERVICE À LA CLIENTÈLE.**

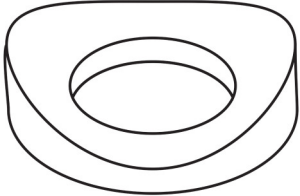

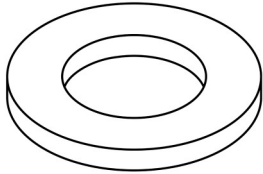

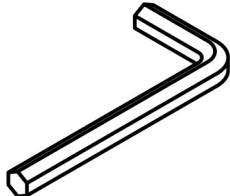
**FOR ASSISTANCE OR TO ORDER PARTS  
CONTACT OUR CUSTOMER SERVICE DEPARTMENT**

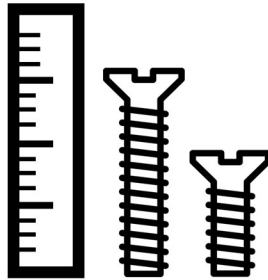
**WWW.MONARCHSERVICE.COM**

**LISTE DES PIÈCES**  
**PARTS LIST**

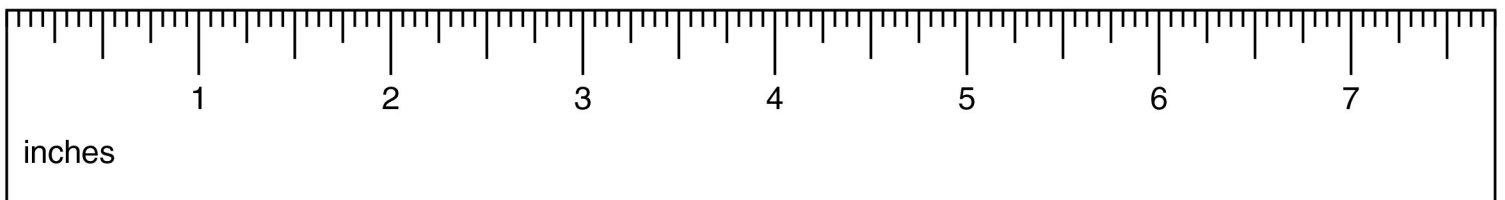
PIÈCE / PART #	IMAGE	DESCRIPTION	QTY / QTÉ
1		<p align="center"><b>BACK DOSSIER</b></p>	2
2		<p align="center"><b>CHAIR LEG PATTE DE CHAISE</b></p>	2
3		<p align="center"><b>SEAT CUSHION COUSSIN DU SIÈGE</b></p>	2

**LISTE DES PIÈCES DE MONTAGE**  
**HARDWARE LIST**

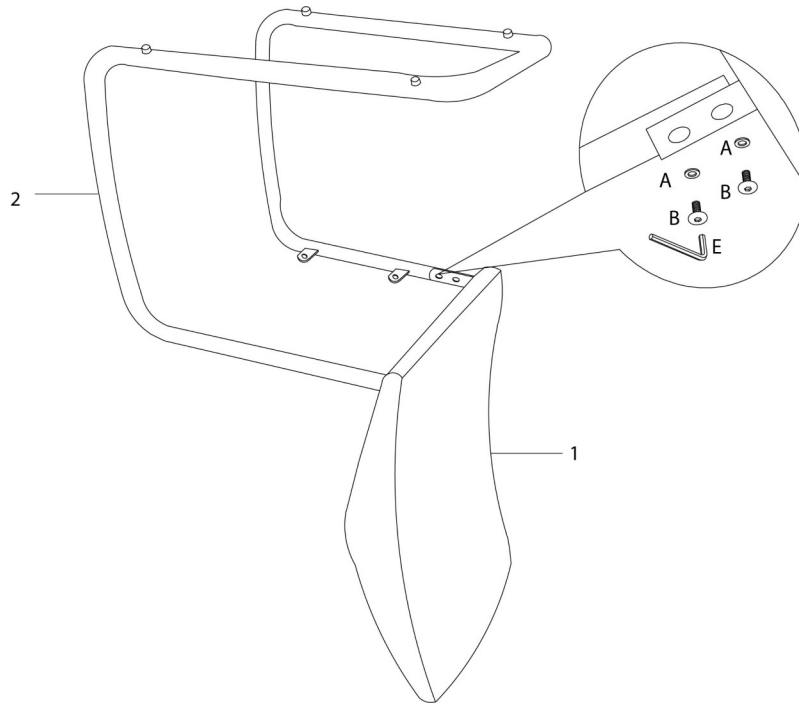
PIÈCE / PART #	IMAGE	DESCRIPTION	QTY / QTÉ
<b>A</b>		<b>CURVED WASHER -</b> <b>Ø7/8"</b> <b>RONDELLE CURVÉE -</b> <b>Ø7/8"</b>	<b>8</b>
<b>B</b>		<b>ASSEMBLING BOLT -</b> <b>Ø 3/8" X 3/4"</b> <b>BOULON D'ASSEMBLAGE -</b> <b>Ø 3/8" X 3/4"</b>	<b>8</b>
<b>C</b>		<b>METAL WASHER -</b> <b>Ø 3/4"</b> <b>RONDELLE DE MÉTAL -</b> <b>Ø 3/4"</b>	<b>8</b>
<b>D</b>		<b>ASSEMBLING BOLT -</b> <b>Ø 1/4" X 3/4"</b> <b>BOULON D'ASSEMBLAGE -</b> <b>Ø 1/4" X 3/4"</b>	<b>8</b>
<b>E</b>		<b>HEX KEY</b> <b>CLÉ HEXAGONALE</b>	<b>2</b>



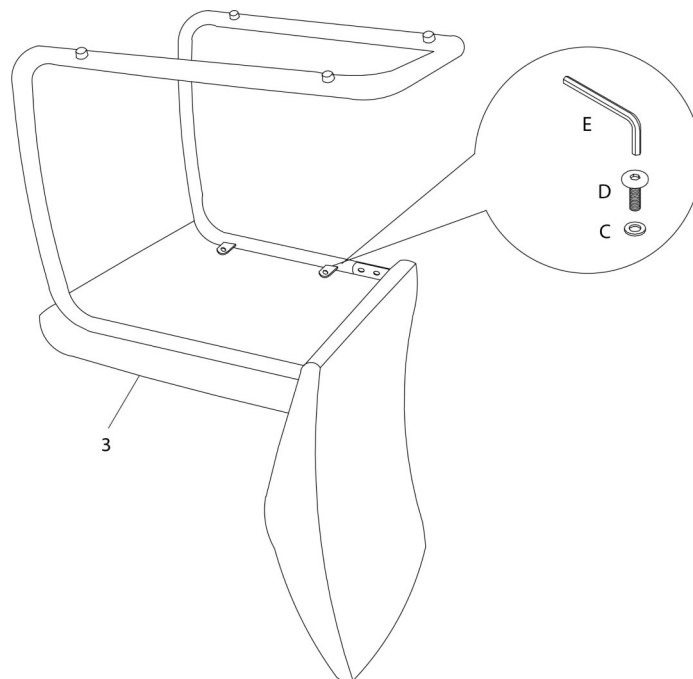
OUTIL DE VÉRIFICATION DE DIMENSIONS DES PIÈCES  
HARDWARE DIMENSIONS VERIFICATION TOOL



ÉTAPE / STEP 1



ÉTAPE / STEP 2



ÉTAPE / STEP 3

